




# COLONIAL 6CM PAVERS



- Four sizes on separate pallets
- Dimpled top, irregular/radius edge
- Auto spacers, 1/16" joint
- Suitable for vehicular applications
- Circle kits available

Name	Size	Face Area	Weight	Units/Band	Bands/Pallet	Units/Pallet	Pallet Weight
Half Square	6.30 x 3.15 x 2.375" H	0.14 sq. ft.	3 lbs.	50 (6.86 sq. ft.)	7	350 (48 sq. ft.)	1,300 lbs.
3/4 Square*	6.30 x 4.65 x 2.375" H	0.20 sq. ft.	6 lbs.	56 (11.4 sq. ft.)	7	392 (80 sq. ft.)	2,180 lbs.
Square	6.30 x 6.30 x 2.375" H	0.28 sq. ft.	7 lbs.	50 (14 sq. ft.)	7	350 (98 sq. ft.)	2,690 lbs.
Rectangle*	6.30 x 9.45 x 2.375" H	0.41 sq. ft.	12 lbs.	45 (18.4 sq. ft.)	5	225 (92 sq. ft.)	2,650 lbs.

Use roller compactor or buffer pad to protect surfaces. Refer to actual product samples when making color selection.

Manufactured by:



©Copyright 2020. All Rights Reserved. This information has been prepared for the benefit of customers interested in Rochester Concrete Products. It was reviewed carefully prior to publication. Rochester Concrete Products assumes no liability for its accuracy or completeness. Final determination of the suitability of any information or material for the use contemplated, or for its manner of use, is the sole responsibility of the user. 221

